



Round-Up



The Newsletter of Sons of The American Legion Central Region

Volume 2 – Issue 43 – August 30, 2020

Communicate

Gentlemen,

In an ever-changing world, sometimes people need to adapt to their environment, their surroundings. In this time of worldwide pandemic, Sons of The American Legion has, and will continue to, adapt to change.

No longer are we able to meet like we used to. For some, gone are the days of sitting around the canteen with friends and fellow members. Our world has changed, and it looks like it will stay this way for quite some time.

These times also have changed how we run our membership programs. We may not be able to conduct our membership roundups like we did before. If our canteens are closed, we cannot collect them there. We may need to rely on mail or other means.

The key to a successful 2021 membership year is communication. We must call, email, visit when possible, and talk to our members. Help them understand that we need to collect dues now. Explain to them that there is no sense in waiting to pay dues until the last minute. The Central Region has the most paid members in the organization. Let's keep that going and increase those numbers.

For faster transmission of our dues to National Headquarters, it is vital that we all begin to use MySAL. Please try it. You will be glad that you did! For more information about MySAL, please click [here](#). Once you start using it, I think you will see that your Squadron numbers increase more quickly, as the temptation to hold cards and mail them all in at once will be greatly reduced.

Renew! Renew! Renew! What is your Squadron's percentage today? Is it higher or lower than at this time last year? What about your Detach-

ment? Any change from this time last year? Let's all work hard to improve our renewals, and to get them done and out of the way. Continue working hard on your renewals, and you will see your hard work pay off. Continue **"Serving those who served...full steam ahead!" Who's next?**

Individual Recruitment Awards applications are due by midnight tomorrow. If you are eligible, please send the form to me ASAP. We lead the nation with nearly 50 awards, and I want to send out more!

Many Posts, Squadrons, Units, and Chapters are struggling with membership. Times are tough due to circumstances beyond anyone's control. What we can control is how we react to this struggle. We all need to find new ways to do the business of The American Legion Family. Our moments of struggle define us. How will you be defined?

As always, please do not hesitate to contact NVC Doc Pfeiffer or me if you need help with anything.

Thanks for your support of this publication!

Proud Possessor of a Priceless Heritage,



#SALSTRONG

Jeff Vrabel, Sr.
Central Region Chairman
Sons of The American Legion
National Membership Committee
jeffvrabelsr@gmail.com

**Serving Those Who Served...
Full Steam Ahead**



Gents,



Out of the 28,273 cards turned in so far, the Central Region has turned in 40% of them. Great job. Illinois and Wisconsin have already surpassed the 10% target goal with Iowa and Indiana closing in on it. We are well on track to make this first goal of 10% on September 10, 2020.

Even though we are off to a good start on this year's membership, we cannot forget those members we lost last year. We need to continue to try and get as many of those members to renew as we can.

Jeff and I appreciate your hard work and dedication to this organization, if you need help with anything feel free to contact either one of us and we will try to assist you.

Remember, EVERY CARD COUNTS

*Richard "Doc" Pfeiffer,
National Vice-Commander Central*

***"Serving Those Who Served...
Full Steam Ahead"***

Sons of The American Legion Membership Committee Call

6:00 PM MST

Call in # (515) 604-9644 Access Code: 889133

<http://join.freeconferencecall.com/jrnavarr>

The National Membership Committee holds its monthly Conference Calls on the **third Tuesday of each month**. It is important that we get the message out to as many Membership Chairmen as possible. Please share this with your District and Squadron leadership and ask them to join us.

COVER PHOTO: The Ohio Statehouse
<http://harrisonwest.org/arboret-day-and-earth-day-celebrated-at-the-ohio-statehouse/>



The American Legion Family

**PLEASE SEND 2020 – 2021
OFFICERS, DEC, AND COMMITTEE/COMMISSION
CHAIRMEN CONTACT INFORMATION TO ME AND
DOC AS THEY ARE AVAILABLE**

jeffvrabelsr@gmail.com

docsal423@gmail.com

THANK YOU!!!

Sons of The American Legion Central Region Conference Call


7:30 p.m. Eastern Time

Phone (774) 220-4000

Access Code 04423

The Central Region holds its monthly Conference Calls on the Third Thursday of each month. Please pass the word as we would love to have more participation.

Please share this with your District and Squadron leadership and ask them to join us.



**Proud Possessors
of a Priceless Heritage**

**2019 – 2020 Detachment Membership Standings
as of August 24, 2020**

**2019 – 2020 Detachment Renewal Rates
as of August 24, 2020**

DET	GOAL	ACTUAL	%
WI Q2	3,744	3,958	105.716
IA Q1 🏠	4,375	4,624	105.691
IL	14,546	14,399	98.989
OH	31,133	29,639	95.201
MI	24,083	22,807	94.702
MN	11,748	11,036	93.786
IN	39,364	36,246	92.079
MO	3,705	2,969	80.135
TOTALS	132,698	125,678	94.710

DET	2019	RENEWED	%
IA	4,452	4,116	92.45
IL	14,431	13,238	91.73
OH	30,456	27,373	89.88
WI	3,945	3,496	88.62
MN	11,565	10,154	87.80
MI	24,126	20,786	86.16
IN	38,876	33,000	84.89
MO	3,485	2,694	77.30
TOTALS	131,336	114,857	84.45

Q = QUOTA – CONGRATULATIONS!!!

🏠 = All Time High

**2019 – 2020 National Membership Standings
as of August 24, 2020**

**2019 – 2020 National Renewal Rates
as of August 24, 2020**

REGION	GOAL	ACTUAL	%
Southern	42,763	42,788	100.058
Western	26,395	25,432	96.652
Central	132,698	125,678	94.710
Midwest	30,366	28,316	93.249
Eastern	146,273	134,972	92.274
TOTALS	378,495	357,186	94.370

REGION	2019	RENEWED	%
Central	131,317	114,857	87.45
Eastern	144,840	124,031	85.62
Southern	42,858	36,385	84.86
Midwest	29,920	24,956	83.39
Western	26,524	21,306	80.31
TOTALS	375,540	321,535	85.62

* = Met July 29 National Target of 105%

-13,698 ahead of last year

Sons of The American Legion Membership Application

Detachment of _____ Squadron No. _____ Birth Date _____ Date _____

Name _____ Recruited by _____

(First) (Initial) (Last) (Initial) (Last)

Address _____

(Street) (City) (State) (Zip)

E-mail Address _____ Telephone _____

Veteran through whom eligibility is established _____

(a) Above is a member in good standing of Post No _____, Dept. of _____

OR (b) Above is a deceased veteran who served honorably from _____ to _____

(c) Relationship of Applicant to Veteran _____

I hereby subscribe to the Constitution of the Sons of The American Legion, apply for membership, and transmit \$ _____ as annual membership dues.

Signed _____

(By Applicant or Parent)

Eligibility certified by _____

(Post Adjutant) 00-001 (2013)

RECEIPT

Date _____ Received of _____

For God and Country

\$ _____ in payment of dues for 20 _____ in _____

Squadron _____ Detachment of _____

By _____

2020 – 2021 Membership Report

2020 – 2021 Renewal Report

2020 - 2021 MEMBERSHIP					08/27/20
Region	Goal	Actual	Needed for Quota	Percent	Difference
Southern	42,775	6,464	(36,311)	15.112%	36,311
Midwest	30,377	3,660	(26,717)	12.049%	26,717
Central	132,706	11,289	(121,417)	8.507%	121,417
Western	26,405	2,022	(24,383)	7.658%	24,383
Eastern	146,287	4,838	(141,449)	3.307%	141,449
TOTALS	378,550	28,273	(350,277)	7.469%	350,277

Membership ahead of 2020

3,475

Detachment	Goal	Actual	Needed for Quota	Percent	Difference
Illinois *	14,547	4,070	(10,477)	27.978%	10,477
Wisconsin *	3,745	817	(2,928)	21.816%	2,928
Iowa	4,376	409	(3,967)	9.346%	3,967
Indiana	39,365	3,553	(35,812)	9.026%	35,812
Minnesota	11,749	853	(10,896)	7.260%	10,896
Ohio	31,134	1,240	(29,894)	3.983%	29,894
Michigan	24,084	315	(23,769)	1.308%	23,769
Missouri	3,706	32	(3,674)	0.863%	3,674
TOTALS	132,706	11,289	121,417	8.507%	121,417

* Met Sept. 10, 2020 goal of 10%

Red Division					
Detachment	Goal	Actual	Needed for Quota	Percent	Difference
Wisconsin *	3,745	817	(2,928)	21.816%	2,928
Iowa	4,376	409	(3,967)	9.346%	3,967
Missouri	3,706	32	(3,674)	0.863%	3,674
TOTALS	11,827	1,258	(10,569)	32.026%	10,569

White Division					
Detachment	Goal	Actual	Needed for Quota	Percent	Difference
Illinois *	14,547	4,070	(10,477)	27.978%	10,477
Minnesota	11,749	853	(10,896)	7.260%	10,896
TOTALS	26,296	4,923	(21,373)	35.238%	21,373

Blue Division					
Detachment	Goal	Actual	Needed for Quota	Percent	Difference
Indiana	39,365	3,553	(35,812)	9.026%	35,812
Ohio	31,134	1,240	(29,894)	3.983%	29,894
Michigan	24,084	315	(23,769)	1.308%	23,769
TOTALS	167,084	16,653	(150,431)	127.029%	150,431

2020 - 2021 RENEWALS					08/24/20
Region	2020 Total	2021 Renewed	Percent	Difference	
Southern	42,788	5,335	12.47%	37,453	
Central	125,678	9,037	7.19%	116,641	
Midwest	28,316	2,673	9.44%	25,643	
Western	25,432	1,429	5.62%	24,003	
Eastern	134,972	3,072	2.28%	131,900	
TOTALS	357,186	21,546	6.03%	335,640	

Detachment	2020 Total	2021 Renewed	Percent	Difference
Illinois	14,399	3,903	27.11%	10,496
Wisconsin	3,958	706	17.84%	3,252
Iowa	4,624	299	6.47%	4,325
Indiana	36,246	2,263	6.24%	33,983
Minnesota	11,036	638	5.78%	10,398
Ohio	29,639	924	3.12%	28,715
Michigan	22,807	272	1.19%	22,535
Missouri	2,969	32	1.08%	2,937
TOTALS	125,678	9,037	7.19%	116,641

Red Division				
Detachment	2020 Total	2021 Renewed	Percent	Difference
Wisconsin	3,958	706	17.84%	3,252
Iowa	4,624	299	6.47%	4,325
Missouri	2,969	32	1.08%	2,937
TOTALS	8,582	1,005	24.30%	7,577

White Division				
Detachment	2020 Total	2021 Renewed	Percent	Difference
Illinois	14,399	3,903	27.11%	10,496
Minnesota	11,036	638	5.78%	10,398
TOTALS	25,435	4,541	32.89%	20,894

Blue Division				
Detachment	2020 Total	2021 Renewed	Percent	Difference
Indiana	36,246	2,263	6.24%	33,983
Ohio	29,639	924	3.12%	28,715
Michigan	22,807	272	1.19%	22,535
TOTALS	88,692	3,459	10.55%	85,233

**2020 – 2021
National Target Date
September 10, 2020**

10%





2020 – 2021 Central Region Membership Program

For this year's membership program, we will be breaking down the Central Region into three divisions based on Detachment membership totals for the end of the 2020 membership year.

Any Detachment reaching 100% by the 2021 American Legion Birthday will receive a plaque.

Any Detachment reaching 105% by the May 12, 2021 National Target Date will receive a plaque.

Any Detachment that reaches 95% Renewals by July 28, 2021 will win breakfast for their Detachment Commander and Membership Chairman at the National Convention in Phoenix.

Red Division	Under 10,000 members (Iowa, Missouri, Wisconsin)
White Division	10,001 – 20,000 members (Illinois, Minnesota)
Blue Division	20,001 members and up (Michigan, Ohio, Indiana)

Richard "Doc" Pfeiffer,
National Vice-Commander Central

Jeff Vrabel, Sr.,
Central Region Membership Chairman

Serving Those Who Served...Full Steam Ahead



Gentlemen,

For the first time in the 125-year history of the Jewish War Veterans, they have elected a National Historian. That person happens to be our very own Detachment Historian Lou Michaels.

Please join me in congratulating Lou on his election! Lou continues to serve as the State Commander of the Jewish War Veterans.

CONGRATULATIONS LOU!!!

*Dennis J Henkemeyer, Adjutant
Detachment of Minnesota*

Veterans Affairs & Rehabilitation



All:

Just a reminder that the Monthly VA & R Commission conference call's date has been changed. The new date for the VA & R NEC and Monthly conference call will be as follows:

AUGUST 31, 2020 - 7:00 pm CST

1-480-297-0773

PASSCODE # 8781497

This will be our regular monthly call along with all Fall NEC business.

Please share this information and let me know if you have any questions.

For GOD and Country,

*Butch Ray, Chairman
SAL Nat'l VA & R Commission*



BUDDY CHECK

by Jeff Vrabel, Sr.

LET THEM KNOW WE CARE!



**NEW DEADLINE
08/31/20**



**LAST
CHANCE**

2019 - 2020 Individual Recruitment Award

The National Membership Committee offers a recruitment pin award for those members recruiting five (5) new members into the Sons of The American Legion within a membership year. This pin is suitable to wear upon your cover or lapel. You must meet the requirements and directions listed below:

- Recruit five (5) new members to S.A.L. **Must be new members only**, no renewals.
- All information must be legible. **Un-readable forms will not be accepted.**
- The new members membership record must be available on the national database.
- **This form must be sent prior to midnight August 31, 2020**
- American Legion Family members are also eligible for this award.
- Only one (1) award pin per member regardless of the total new members recruited

Recruiter Information

Name _____ Member ID# _____

Address _____ City _____ State _____ Zip Code _____

Full Squadron Name/Number _____ Detachment _____

Email _____ Phone _____

Unless specified different, the pin will be sent to the above address

New Member Information

#1 Name _____ 6 Digit Sequential Card or ID # _____

#2 Name _____ 6 Digit Sequential Card or ID # _____

#3 Name _____ 6 Digit Sequential Card or ID # _____

#4 Name _____ 6 Digit Sequential Card or ID # _____

#5 Name _____ 6 Digit Sequential Card or ID # _____

VERIFYING SIGNATURES

SQUADRON / POST COMMANDER _____ DATE _____

SQUADRON / POST ADJUTANT _____ DATE _____

RETURN COMPLETED FORMS TO: (Regional Membership Chairman)

East - Richard Huntley, Jr. (ME) dickie_huntley@hotmail.com 38 Whale Cove Rd., Machiasport, ME 04655

South - Jason Roberts (GA) robertsjason215@gmail.com 215 Oak Hollow Ct., White, GA 30184

Central - Jeffrey Vrabel, Sr. (OH) jeffvrabelsr@gmail.com 2222 Birch Bark Tri., Grove City, OH 43123

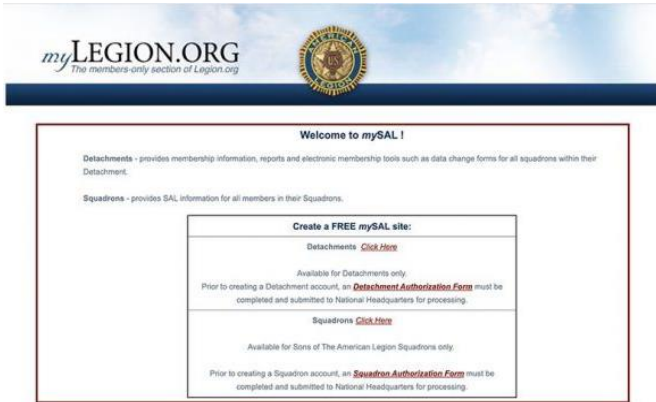
Midwest - Juan Torres (TX) juantorres10@hotmail.com 10828 Sycamore Dr. S, La Porte, TX 77571

West - Leslie "Jim" Stewart (NV) controller@bordertowncasinonv.com 664 Sheffield Ct., Sparks, NV 89431

PINS WILL BE MAILED UPON VERIFICATION AND APPROVAL

MySAL.org makes membership 'simple and efficient'

By Raymond Giehl Jr., Adjutant
Leo F. Welch Jr Squadron 495, Indianapolis
MAY 18, 2020



As a Squadron Adjutant, I have been using the MySAL.org site since its beginning a few years ago. It has been a fantastic tool to keep track of member data, make labels for mailing, make needed changes to addresses and continuous years of membership. The time and paperwork it saves has been beyond value.


WOW! They found a way to make the site even better and more important to the Squadrons of the Sons of The American Legion. I am now able to transmit my Squadron's membership online without leaving my Post Home or my own home. I can transmit renewals and create new members all on the MySAL.org site. It has made membership so simple and efficient. Not to mention not having the cost of mailing or driving membership to our state headquarters.

I have heard some Squadron Adjutants worry about giving their bank account information to the national organization. I'm here to tell you there is nothing to worry or be concerned about with your account. We have never had a problem with the membership monies being taken directly from our account. It is making it even easier to track our Squadron's membership dues and our bank account.

If you are a Squadron Adjutant and are not registered on My SAL.org you're missing a great

opportunity to track membership and pay dues in a most easy and efficient process.

The American Legion myLegion Request Form - Squadron



Sign up for mySAL! The American Legion National Headquarters has designed a secure internet site to assist Squadron Adjutant's in their day-to-day membership processing duties. This site serves as a direct portal from the local squadron to National Headquarters' membership system. **You must have internet access to use this tool.**

Submit Form

Email: mylegion@legion.org

Fax: 317-860-3131

Mail To: The American Legion
IT, Product Support Specialist
5745 Lee Road
Indianapolis, IN 46216

Already have an account?
If your squadron already has an account, you do not need to complete a new form.

Call the myLegion Support Team at 833-253-9995 to assist with log in instructions.


Features include:

- View and edit member information.
- Membership Processing: Renew, Add and Transfer Paying Members
- Generate membership reports
- Submit Consolidated Squadron Report electronically
- View Squadron Information


Prior to creating a site, a Request Form must be on file at National Headquarters signed by **both** the Post Adjutant and the Squadron Adjutant. No other signatures will be accepted.

**** Note:** Membership Processing is not available to all squadrons, based on Detachment approval.

Post/Squadron # _____ **State:** _____

 **Squadron Adjutant (Printed):** _____

Signature *Required, must be Squadron Adjutant* _____ Member ID# _____

 **Post Adjutant (Printed):** _____

Signature *Required, must be Post Adjutant* _____ Member ID# _____

Contact Information:
Does not have to be Squadron Adjutant. The information below provides us where to send correspondence and registration instructions to register a mySAL log in. Please note: Once the site is registered, only the Squadron Adjutant can request a username or password re-set.

Contact Name (if not Squadron Adjutant): _____

Daytime Phone #: _____

E-mail (required) _____

Updated 3/4/2020



Sons of The American Legion
 CWF - Donations Report

Detachments	2020 Donations	2020 Membership (to-date)	2021 CWF Goal	2021 Donations	% of Goal	Donations Per Capita
AL - ALABAMA	\$ 3,133.00	2,202	\$ 2,202.00		0.0%	\$ -
AK - ALASKA	\$ 1,500.00	1,344	\$ 1,344.00		0.0%	\$ -
AZ - ARIZONA	\$ 14,325.00	7,310	\$ 7,310.00	\$ 700.00	9.6%	\$ 0.10
AR - ARKANSAS	\$ 1,690.00	506	\$ 506.00	\$ 73.00	14.4%	\$ 0.14
CA - CALIFORNIA	\$ 1,700.00	11,209	\$ 11,209.00	\$ 81.00	0.7%	\$ 0.01
CO - COLORADO	\$ 14,001.00	2,798	\$ 2,798.00		0.0%	\$ -
CT - CONNECTICUT	\$ 1,000.00	1,691	\$ 1,691.00	\$ 2,000.00	118.3%	\$ 1.18
DE - DELAWARE	\$ 2,100.00	2,131	\$ 2,131.00		0.0%	\$ -
DC - DIST OF COL	\$ -	123	\$ 123.00		0.0%	\$ -
FL - FLORIDA	\$ 22,620.00	19,788	\$ 19,788.00	\$ 7,300.00	36.9%	\$ 0.37
FR - FRANCE	\$ -	260	\$ 260.00		0.0%	\$ -
GA - GEORGIA	\$ 5,615.00	4,628	\$ 4,628.00		0.0%	\$ -
HI - HAWAII	\$ 330.00	50	\$ 50.00		0.0%	\$ -
ID - IDAHO	\$ 614.00	674	\$ 674.00	\$ 61.00	9.1%	\$ 0.09
IL - ILLINOIS	\$ 5,693.78	14,399	\$ 14,399.00	\$ 150.00	1.0%	\$ 0.01
IN - INDIANA	\$ 16,635.27	36,207	\$ 36,207.00	\$ 3,305.00	9.1%	\$ 0.09
IA - IOWA	\$ 4,421.00	4,624	\$ 4,624.00	\$ 50.00	1.1%	\$ 0.01
KS - KANSAS	\$ 653.52	6,347	\$ 6,347.00		0.0%	\$ -
KY - KENTUCKY	\$ -	2,733	\$ 2,733.00	\$ 500.00	18.3%	\$ 0.18
LA - LOUISIANA	\$ 3,270.00	2,075	\$ 2,075.00	\$ 150.00	7.2%	\$ 0.07
ME - MAINE	\$ -	2,292	\$ 2,292.00		0.0%	\$ -
MD - MARYLAND	\$ 3,000.00	15,621	\$ 15,621.00	\$ 100.00	0.6%	\$ 0.01
MA - MASSACHUSETTS	\$ 5,307.50	5,196	\$ 5,196.00		0.0%	\$ -
MX - MEXICO	\$ -	0	\$ -		0.0%	\$ -
MI - MICHIGAN	\$ 8,761.00	22,807	\$ 22,807.00	\$ 1,250.00	5.5%	\$ 0.05
MN - MINNESOTA	\$ 5,634.49	11,036	\$ 11,036.00		0.0%	\$ -
MS - MISSISSIPPI	\$ 1,500.00	914	\$ 914.00	\$ 1,350.00	147.7%	\$ 1.48
MO - MISSOURI	\$ 1,740.00	2,969	\$ 2,969.00	\$ 150.00	5.1%	\$ 0.05
MT - MONTANA	\$ 1,500.00	1,186	\$ 1,186.00		0.0%	\$ -
NE - NEBRASKA	\$ 9,099.16	6,720	\$ 6,720.00	\$ 176.00	2.6%	\$ 0.03
NV - NEVADA	\$ -	407	\$ 407.00		0.0%	\$ -
NH - NEW HAMPSHIRE	\$ 340.00	5,497	\$ 5,497.00	\$ 100.00	1.8%	\$ 0.02
NJ - NEW JERSEY	\$ 9,944.00	8,969	\$ 8,969.00	\$ 2,217.00	24.7%	\$ 0.25
NM - NEW MEXICO	\$ 770.40	1,441	\$ 1,441.00		0.0%	\$ -
NY - NEW YORK	\$ 8,703.93	27,860	\$ 27,860.00	\$ 250.00	0.9%	\$ 0.01
NC - NORTH CAROLINA	\$ 5,369.00	2,488	\$ 2,488.00	\$ 50.00	2.0%	\$ 0.02
ND - NORTH DAKOTA	\$ -	763	\$ 763.00		0.0%	\$ -
OH - OHIO	\$ 14,676.00	29,639	\$ 29,639.00		0.0%	\$ -
OK - OKLAHOMA	\$ -	1,378	\$ 1,378.00		0.0%	\$ -
OR - OREGON	\$ 3,250.00	1,434	\$ 1,434.00	\$ 500.00	34.9%	\$ 0.35
PA - PENNSYLVANIA	\$ 31,959.96	59,081	\$ 59,081.00	\$ 487.00	0.8%	\$ 0.01
PI - PHILIPPINES	\$ 400.00	83	\$ 83.00		0.0%	\$ -
PR - PUERTO RICO	\$ -	106	\$ 106.00		0.0%	\$ -
RI - RHODE ISLAND	\$ -	246	\$ 246.00		0.0%	\$ -
SC - SOUTH CAROLINA	\$ 2,100.00	1,279	\$ 1,279.00	\$ 1,250.00	97.7%	\$ 0.98
SD - SOUTH DAKOTA	\$ -	876	\$ 876.00		0.0%	\$ -
TN - TENNESSEE	\$ 638.00	1,640	\$ 1,640.00		0.0%	\$ -
TX - TEXAS	\$ 4,908.00	5,671	\$ 5,671.00	\$ 2,167.83	38.2%	\$ 0.38
UT - UTAH	\$ 501.00	498	\$ 498.00		0.0%	\$ -
VT - VERMONT	\$ 10,289.00	3,743	\$ 3,743.00		0.0%	\$ -
VA - VIRGINIA	\$ 14,431.64	4,429	\$ 4,429.00	\$ 300.00	6.8%	\$ 0.07
WA - WASHINGTON	\$ 1,188.00	2,425	\$ 2,425.00	\$ 50.00	2.1%	\$ 0.02
WV - WEST VIRGINIA	\$ 3,159.81	2,262	\$ 2,262.00	\$ 1,164.00	51.5%	\$ 0.51
WI - WISCONSIN	\$ 440.00	3,958	\$ 3,958.00		0.0%	\$ -
WY - WYOMING	\$ 3,000.00	1,136	\$ 1,136.00		0.0%	\$ -
NATIONAL HEADQUARTERS	\$ 1,032.34	-	\$ -		-	-
Grand Totals:	\$ 252,944.80	357,149	\$ 357,149.00	\$ 25,931.83	7.3%	\$ 0.07

As of: 8/21/2020



Detachments	2020 Donations	2020 Membership (to-date)	2021 CWF Goal	2021 Donations	% of Goal	Donations Per Capita
(Eastern Region)						
CONNECTICUT	\$ 1,000.00	1,691	\$ 1,691.00	\$ 2,000.00	118.3%	\$ 1.18
DELAWARE	\$ 2,100.00	2,131	\$ 2,131.00		0.0%	\$ -
DIST OF COL	\$ -	123	\$ 123.00		0.0%	\$ -
FRANCE	\$ -	260	\$ 260.00		0.0%	\$ -
MAINE	\$ -	2,292	\$ 2,292.00		0.0%	\$ -
MARYLAND	\$ 3,000.00	15,621	\$ 15,621.00	\$ 100.00	0.6%	\$ 0.01
MASSACHUSETTS	\$ 5,307.50	5,196	\$ 5,196.00		0.0%	\$ -
NEW HAMPSHIRE	\$ 340.00	5,497	\$ 5,497.00	\$ 100.00	1.8%	\$ 0.02
NEW JERSEY	\$ 9,944.00	8,969	\$ 8,969.00	\$ 2,217.00	24.7%	\$ 0.25
NEW YORK	\$ 8,703.93	27,860	\$ 27,860.00	\$ 250.00	0.9%	\$ 0.01
PENNSYLVANIA	\$ 31,959.96	59,081	\$ 59,081.00	\$ 487.00	0.8%	\$ 0.01
RHODE ISLAND	\$ -	246	\$ 246.00		0.0%	\$ -
VERMONT	\$ 10,289.00	3,743	\$ 3,743.00		0.0%	\$ -
WEST VIRGINIA	\$ 3,159.81	2,262	\$ 2,262.00	\$ 1,164.00	51.5%	\$ 0.51
Totals:	\$ 75,804.20	134,972	\$ 134,972.00	\$ 6,318.00	4.7%	\$ 0.05

Detachments	2020 Donations	2020 Membership (to-date)	2021 CWF Goal	2021 Donations	% of Goal	Donations Per Capita
(Central Region)						
ILLINOIS	\$ 5,693.78	14,399	\$ 14,399.00	\$ 150.00	1.0%	\$ 0.01
INDIANA	\$ 16,635.27	36,207	\$ 36,207.00	\$ 3,305.00	9.1%	\$ 0.09
IOWA	\$ 4,421.00	4,624	\$ 4,624.00	\$ 50.00	1.1%	\$ 0.01
MICHIGAN	\$ 8,761.00	22,807	\$ 22,807.00	\$ 1,250.00	5.5%	\$ 0.05
MINNESOTA	\$ 5,634.49	11,036	\$ 11,036.00		0.0%	\$ -
MISSOURI	\$ 1,740.00	2,969	\$ 2,969.00	\$ 150.00	5.1%	\$ 0.05
OHIO	\$ 14,676.00	29,639	\$ 29,639.00		0.0%	\$ -
WISCONSIN	\$ 440.00	3,958	\$ 3,958.00		0.0%	\$ -
Totals:	\$ 58,001.54	125,639	\$ 125,639.00	\$ 4,905.00	3.9%	\$ 0.04

Detachments	2020 Donations	2020 Membership (to-date)	2021 CWF Goal	2021 Donations	% of Goal	Donations Per Capita
(Western Region)						
ALASKA	\$ 1,500.00	1,344	\$ 1,344.00		0.0%	\$ -
ARIZONA	\$ 14,325.00	7,310	\$ 7,310.00	\$ 700.00	9.6%	\$ 0.10
CALIFORNIA	\$ 1,700.00	11,209	\$ 11,209.00	\$ 81.00	0.7%	\$ 0.01
HAWAII	\$ 330.00	50	\$ 50.00		0.0%	\$ -
IDAHO	\$ 614.00	674	\$ 674.00	\$ 61.00	9.1%	\$ 0.09
NEVADA	\$ -	407	\$ 407.00		0.0%	\$ -
OREGON	\$ 3,250.00	1,434	\$ 1,434.00	\$ 500.00	34.9%	\$ 0.35
PHILIPPINES	\$ 400.00	83	\$ 83.00		0.0%	\$ -
UTAH	\$ 501.00	498	\$ 498.00		0.0%	\$ -
WASHINGTON	\$ 1,188.00	2,425	\$ 2,425.00	\$ 50.00	2.1%	\$ 0.02
Totals:	\$ 23,808.00	25,434	\$ 25,434.00	\$ 1,392.00	5.5%	\$ 0.05

Detachments	2020 Donations	2020 Membership (to-date)	2021 CWF Goal	2021 Donations	% of Goal	Donations Per Capita
(Southern Region)						
ALABAMA	\$ 3,133.00	2,202	\$ 2,202.00	\$ -	0.0%	\$ -
ARKANSAS	\$ 1,690.00	506	\$ 506.00	\$ 73.00	14.4%	\$ 0.14
FLORIDA	\$ 22,620.00	19,788	\$ 19,788.00	\$ 7,300.00	36.9%	\$ 0.37
GEORGIA	\$ 5,615.00	4,628	\$ 4,628.00		0.0%	\$ -
KENTUCKY	\$ -	2,733	\$ 2,733.00	\$ 500.00	18.3%	\$ 0.18
LOUISIANA	\$ 3,270.00	2,075	\$ 2,075.00	\$ 150.00	7.2%	\$ 0.07
MISSISSIPPI	\$ 1,500.00	914	\$ 914.00	\$ 1,350.00	147.7%	\$ 1.48
NORTH CAROLINA	\$ 5,369.00	2,488	\$ 2,488.00	\$ 50.00	2.0%	\$ 0.02
PUERTO RICO	\$ -	106	\$ 106.00		0.0%	\$ -
SOUTH CAROLINA	\$ 2,100.00	1,279	\$ 1,279.00	\$ 1,250.00	97.7%	\$ 0.98
TENNESSEE	\$ 638.00	1,640	\$ 1,640.00		0.0%	\$ -
VIRGINIA	\$ 14,431.64	4,429	\$ 4,429.00	\$ 300.00	6.8%	\$ 0.07
Totals:	\$ 60,366.64	42,788	\$ 42,788.00	\$ 10,973.00	25.6%	\$ 0.26

Detachments	2020 Donations	2020 Membership (to-date)	2021 CWF Goal	2021 Donations	% of Goal	Donations Per Capita
(Mid-West Region)						
COLORADO	\$ 14,001.00	2,798	\$ 2,798.00	\$ -	0.0%	\$ -
KANSAS	\$ 653.52	6,347	\$ 6,347.00		0.0%	\$ -
MEXICO	\$ -	0	\$ -	\$ -	#DIV/0!	#DIV/0!
MONTANA	\$ 1,500.00	1,186	\$ 1,186.00		0.0%	\$ -
NEBRASKA	\$ 9,099.16	6,720	\$ 6,720.00	\$ 176.00	2.6%	\$ 0.03
NEW MEXICO	\$ 770.40	1,441	\$ 1,441.00		0.0%	\$ -
NORTH DAKOTA	\$ -	763	\$ 763.00		0.0%	\$ -
OKLAHOMA	\$ -	1,378	\$ 1,378.00		0.0%	\$ -
SOUTH DAKOTA	\$ -	876	\$ 876.00		0.0%	\$ -
TEXAS	\$ 4,908.00	5,671	\$ 5,671.00	\$ 2,167.83	38.2%	\$ 0.38
WYOMING	\$ 3,000.00	1,136	\$ 1,136.00		0.0%	\$ -
Totals:	\$ 33,932.08	28,316	\$ 28,316.00	\$ 2,343.83	8.3%	\$ 0.08

National HQ	\$ 1,032.34		\$ -		-	-
Grand Totals:	\$ 252,944.80	357,149	\$ 357,149.00	\$ 25,931.83	7.3%	\$ 0.07

As of: 8/21/2020



Legion Family stands ready to help as natural disasters progress

The American Legion
AUG 25, 2020



Saturday will mark the 15th anniversary of Hurricane Katrina's destructive landfall in Louisiana and Mississippi. And while the Gulf Coast will be spared from a devastating "one-two punch" of back-to-back hurricanes after Tropical Storm Marco weakened, the area remains under threat from Tropical Storm Laura.

Laura could strengthen into a Category 4 hurricane before making landfall this week.

As with other natural disasters, the American Legion Family is ready to help.

"Fifteen years ago, Hurricane Katrina ravished our Gulf Coast. American Legion Family members everywhere responded with financial support. Posts in the area quickly transitioned into relief centers and shelters. Truckloads of water, clothes and other supplies came from all corners of The American Legion and made their way to the impacted areas," American Legion National Commander James W. "Bill" Oxford said. "It appears as if we will have another busy hurricane season. Regardless of what type of natural disasters lie ahead, I am confident that The American Legion will once again rise to the occasion and serve those in need."

The hurricane threat in the southeast looms as firefighters continue to battle wildfires in California. Seven people have died from those fires, which include the second- and third-largest wildfires in state history in terms of acreage burned.

National Emergency Fund

The American Legion's National Emergency Fund (NEF) is available to help American Legion members and posts, and Sons of The American Legion members, who have been impacted by natural disasters.

The NEF provides up to \$3,000 for Legion and SAL members with an active membership who have been displaced due to damages to their primary residence, and up to \$10,000 for posts that have been damaged by a natural disaster and whose programs

and activities within the community are impacted. To apply for an NEF grant, please visit www.legion.org/emergency.

Since its creation in 1989 in response to the devastation of Hurricane Hugo, the NEF has provided more than \$8 million in direct financial assistance to American Legion and SAL members and American Legion posts.

Donations are also accepted to fund the NEF. One hundred percent of donations to the NEF directly help veterans and their families recover from natural disasters. To donate to the NEF, click [here](#).

Share your stories

American Legion posts that are helping their communities affected by these or other natural disasters are encouraged to share their stories. Email wproffet@legion.org with details. We'll follow up with you and feature those efforts on legion.org and on social media.

Sons of The American Legion 2019-2020 Accomplishments August 28, 2020 1,353 Squadrons Reporting

Total Dollars Donated \$6,037,918	Total Volunteer Hours 1,364,335	Volunteer Hours Value \$37,109,912
Total Volunteer Value \$43,147,830		

Americanism			Children and Youth		
Boys State / Girls State	\$ 184,537 with 15,986 Hours of Participation	in Donations to Boys State / Girls State	CWF	\$ 176,381 with 23,264 Hours of Participation	in Donations to Child Welfare Found.
Legion Ed. Programs	\$ 3,087 with 1,983 Hours of Participation	in Donations to 5-Star / 10-Ideals Progs.	Special Olympics	\$ 132,654 with 14,833 Hours of Participation	in Donations to Special Olympics
Flag Programs	\$ 143,090 with 29,073 Hours of Participation	in Donations to Flags Presented (All)	CMN	\$ 28,316 with 1,500 Hours of Participation	in Donations to Child's Miracle Net
	\$ 182,688 with	Flags Presented (All Sites / Events)	Ronald McDonald House	\$ 15,991 with 1,625 Hours of Participation	in Donations to R. McDonald House
Flag Education	\$ 26,014 with 7,932 Hours of Participation	in Donations to Flag Education Progs.	C.O.T.A.	\$ 22,770 with 3,350 Hours of Participation	in Donations to Child. Org. Trans. Assn.
Other Ed. Programs	\$ 344,483 with 10,908 Hours of Participation	in Donations to Scholarships Awarded	T.A.L. Vets. & Child Found.	\$ 16,977 with 5,330 Hours of Participation	in Donations to T.A.L. Vets. & Child. F.
Oratorical Contests	\$ 12,088 with 2,456 Hours of Participation	in Donations to Oratorical Contest	Other C&Y Projects	\$ 370,499 with 56,656 Hours of Participation	in Donations to Other C&Y Projects
Color Guard	\$ 69,860 with 56,620 Hours of Participation	in Donations to Color Guard	Veterans Affairs and Rehabilitation		
Community Service	\$ 846,659 with 478,549 Hours of Participation	in Donations to Other Organizations	VAMCs & Facilities	\$ 192,786 with 45,332 Hours of Participation	in Donations to VAMCs & Facilities
Scouting	\$ 60,858 with 20,743 Hours of Participation	in Donations to Scouting	State Vets Facilities	\$ 154,372 with 19,745 Hours of Participation	in Donations to State Vets Facilities
Jc. Shooting Sports	\$ 30,472 with 14,727 Hours of Participation	in Donations to Jc. Shooting Sports	Nat'l Vets Assist. Day	\$ 20,230 with 7,120 Hours of Participation	in Donations to Nat'l Vets. Assist. Day
Am. Legion Baseball	\$ 142,142 with 28,541 Hours of Participation	in Donations to Am. Legion Baseball	O.C.W.	\$ 46,580 with 13,611 Hours of Participation	in Donations to Op. Comfort Warriors
Other Teams	\$ 83,551 with 21,752 Hours of Participation	in Donations to Other Teams	Fisher House	\$ 61,745 with 3,655 Hours of Participation	in Donations to Fisher House
Blood Drives	\$ 10,706 with 5,879 Hours of Participation	in Donations to Blood Drives	Other V&R Projects	\$ 441,843 with 115,671 Hours of Participation	in Donations to Other V&R Projects
N.E.F.	\$ 54,303 with 4,301 Hours of Participation	in Donations to Nat'l Emergency Fund	Veterans Employment and Education		
Legacy Schol. Fund	\$ 34,084 with 4,318 Hours of Participation	in Donations to Legacy Scholarship Fund	VE&E Projects	\$ 62,961 with 22,545 Hours of Participation	in Donations to VE&E Projects
Other Amer. Projects	\$ 313,542 with 48,867 Hours of Participation	in Donations to Other Amer. Projects	Internal Affairs		
			Other Totals	\$ 1,934,977 with 277,683 Hours, Not Covered Above	

355,661 Total Members

6,209 Total Squadrons

55 Total Detachments